












**DIRECT-ON-LINE MOTOR STARTER (MOULDED PLASTIC ENCLOSURE MS1 IP65)**

ITEM NO.	AC3 3-phase	220V	440V	575V	WEIGHT (kg)
		KW HP A	KW HP A	KW HP A	
MSO-09D		2.2	3.7	3.7	0.585
MS-09D		3	5	5	1.035
MS1-09D		9	8	6.5	1.050
MS1-09D-R					
MSO-11D		3	5.5	5.5	0.585
MS-11D		4	7.5	7.5	1.035
MS1-11D		12	11	9	1.050
MS1-11D-R					
MSO-12D		4	7.5	7.5	0.585
MS-12D		5.5	10	10	1.035
MS1-12D		16	15	13	1.050
MS1-12D-R					
MSO-18D		5.5	11	11	0.625
MS-18D		7.5	15	15	1.065
MS1-18D		23	21	16	1.080
MS1-18D-R					
MSO-25D		7.5	15	15	0.920
MS-25D		10	20	20	1.435
MS1-25D		30	30	25	1.450
MS1-25D-R					
MSO-35D		11	19	19	0.650
MS-35D		15	25	25	1.460
MS1-35D		42	6	29	1.475
MS1-35D-R					
MSO-45D		15	30	30	1.700
		20	40	40	
		55	52	46	
MSO-55D		19	33	33	1.700
		25	45	45	
		65	57	50	
MSO-65D		22	37	37	1.700
		30	50	50	
		75	64	53	
MSO-80D		25	55	55	1.900
		35	75	75	
		90	95	72	
MSO-100D		30	55	60	1.900
		40	75	80	
		105	95	76	

