



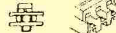




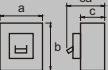





MOLDED CASE CIRCUIT BREAKER (MAGNETIC SHUNT TRIP TYPE)

FRAME(A)		30		50		60		100		
ITEM NO.		NF30-CB		NF50-CS		NF60-CS		NF100-CS		
PICTURE										
AMPERE RATING(A) AT AMBIENT TEMPERATURE 40°C (MARINE USE 45°C)		6,10,15,20,30		10,15,20,30,40,50		60		(50),60,75,100		
NUMBER OF POLES		2 3		2 3		2 3		2 3		
RATED VOLTAGE(V)		AC		600		600		600		
		DC		250'		250'		250'		
INTERRUPTING CAPACITY(KA)	IEC (IEC157-1) (BS4752-1)	AC	500V	-	2.5/1		2.5/1		7.5/5	
			415V	-	2.5/1.5		2.5/1.5		10/7.5	
		380V	-	5/2.5		5/2.5		18/10		
		240V	2.5	5/5		5/5		25/20		
	JIS	AC	550V	-	1.5		1.5		7.5	
			460V	-	2.5		2.5		10	
		220V	2.5	5		5		25		
		DC	250V	-	2.5		2.5		7.5	
	NK, LR, BV, AB, GL	AC	500V	-	2.5		2.5		10	
			250V	2.5	5		5		5	
		DC	250V	-	2.5		2.5		7.5	
			250V	-	-		-		-	
DIMENSIONS		A	45	67.5	50	75	50	75	60	90
		B	96		130		130		155	
		V	52		68		68		68	
		CA	67	86	86	86				
WEIGHT(kg)		0.3 0.4		0.45 0.65		0.65 0.65		0.65 0.9		
CONNECTION		TERMAINAL SCREW						CLAMP TERMINAL		
AUTOMATIC TRIPPING DEVICE										

FRAME(A)		250		400		630		800		
ITEM NO.		NF250-CS		NF400-CS		NF630-CS		NF800-CS		
PICTURE										
AMPERE RATING(A) AT AMBIENT TEMPERATURE 40°C (MARINE USE 45°C)		125,150,175,200,225,250,		250,300,350,400,		500,600,630		630,700,800		
NUMBER OF POLES		3		3		3		3		
RATED VOLTAGE(V)		AC		600		600		600		
		DC		250'		250'		20'		
INTERRUPTING CAPACITY(KA)	IEC (IEC157-1) (BS4752-1)	AC	500V	10/7.5		15/10		18/10		
			415V	15/10		25/18		35/25		
		380V	18/10		25/18		35/25		35/25	
		240V	25/20		35/25		50/35		50/35	
	JIS	AC	550V	10		20		20		
			460V	15		25		35		
		220V	25		35		50		50	
		DC	250V	10		20		20		
	NK, LR, BV, AB, GL	AC	500V	15		25		-		
			250V	25		35		50		
		DC	250V	10		-		-		
			250V	-		-		-		
DIMENSIONS 		A	105		140		210			
		B	165		257		275			
		V	86		103		103			
		CA	110		132		155			
WEIGHT(kg)		2.6		6.5		10		11		
CONNECTION		TERMAINAL SCREW		BUSBAR		BUSBAR				
AUTOMATIC TRIPPING DEVICE										
		HYDRAULIC-MAGNETIC								